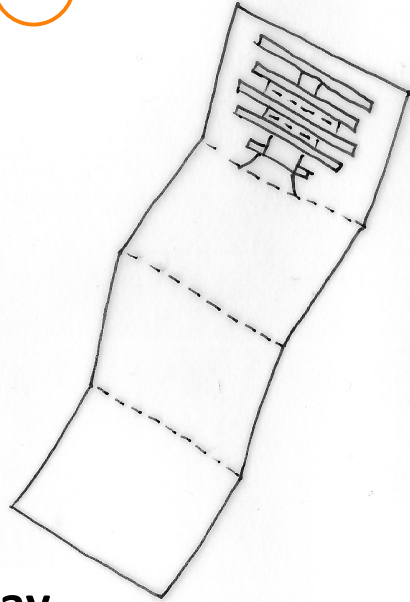


VENTEQUENCES - Designing your team ventilation shaft

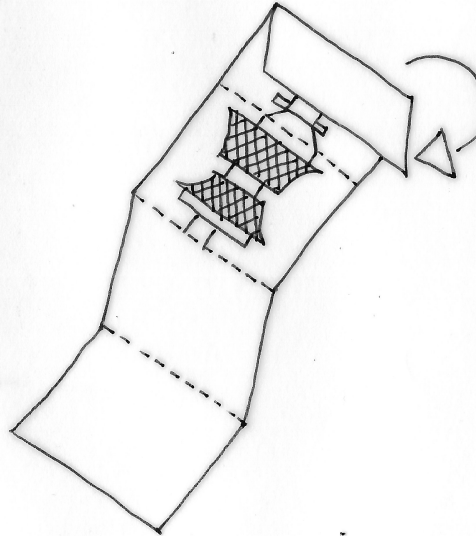
A game based on the classic "Heads, Bodies, Legs."

The game needs at least 2 players and each player will need a sheet of paper and pen or pencil.

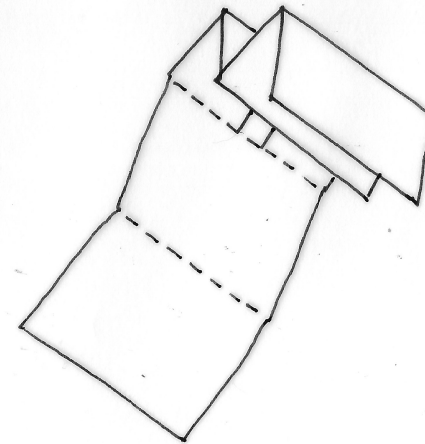
1



2



3



How to play

Each player is given a sheet folded into sections. The number of sections should correspond to the number of players.

Each player then draws their imaginary vent in the top section of the sheet. The player then folds it over so the following player cannot see what they have drawn, and passes it to the right.

The player should leave two lines showing on the fold line so the next player can ensure their vent section joins the one above it.

The second player then draws their imaginary ventilation shaft in the second section of the sheet starting from the lines on the fold. This player then passes it to the right.

Repeat the process as described in Figure 2 until your ventilation shaft fills the whole sheet.

The sheet should have arrived back to the first player which means your team's design is complete.

Unfold the sheet to reveal your team design!

VENTEQUENCES - Displaying your team **ventilation shaft**

How to Display

You may like to colour, collage or paint your designs. Whatever you choose, proudly display your original work at home and we would love it if you could email an image of your ventilation shaft to

ourhutteam@ourhut.co.uk

and we can display it on our instagram account

[@ourhutarchitecture](https://www.instagram.com/ourhutarchitecture)

